

Standard Construction and Materials

FRAME: .081" thick (nominal) extruded aluminum, 6063-T52/T6 alloy.

BLADE: .081" thick (nominal) extruded aluminum, 6063-T52/T6 alloy.
Blades approximately 3" on centers.

LOUVER FACE: All surfaces are flush, with jambs contained within the head and sill.

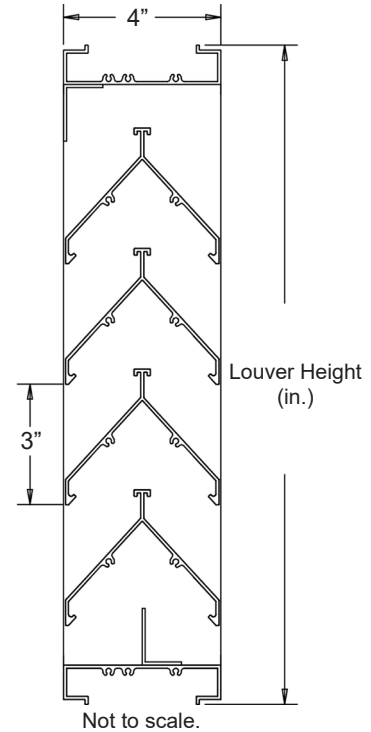
SCREEN: (When indicated.)

1/2" flattened aluminum (.051" thick),

-or- 1/2" sq. mesh, intermediate double-crimped aluminum wire, .063" dia.,

-or- 19/16 mesh, .011" dia. aluminum wire, insect screen.

FINISH: Mill



Options

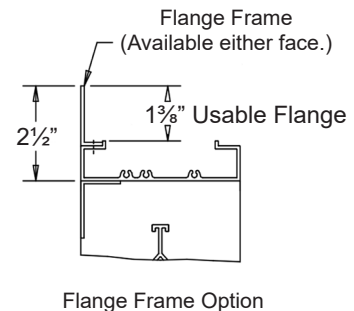
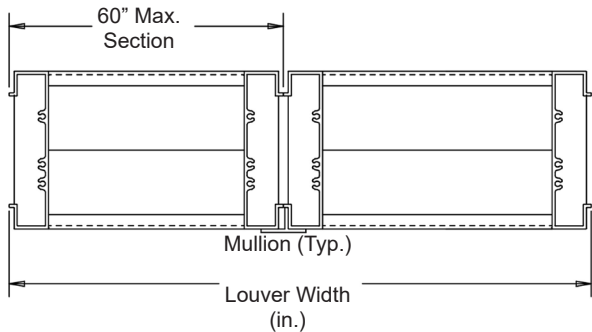
Finish - Baked Enamel, Kynar, Anodize

Notes

- 1/2" nominal deduction will be made to the opening size given.
- Approximate shipping weight is 3.8 lbs./sq.ft.

Louver Sizes

Min Panel	Max Single Panel
12"W x 12"H	60"W x 96"H



<u>Item #</u>	<u>Qty</u>	<u>Width</u>	<u>Height</u>	<u>Width</u>	<u>Height</u>	<u>Mullion</u>	<u>Type</u>	<u>Location</u>			
<u>Arch. / Eng.:</u>		<u>Opening Size</u>		<u>Louver Size</u>			<u>Screens</u>				
<u>Contractor:</u>						<u>EDR:</u>		<u>ECN:</u>		<u>Job:</u>	
<u>Project:</u>						<u>Date:</u>		<u>DWN:</u>		<u>DWG:</u>	

In the interest of product development, Cesco Products reserves the right to make changes without notice.



450 Riverside Dr • Wyalusing PA, 18853
Phone: 570-746-1888 • Fax: 570-746-9286
www.cescoproducts.com

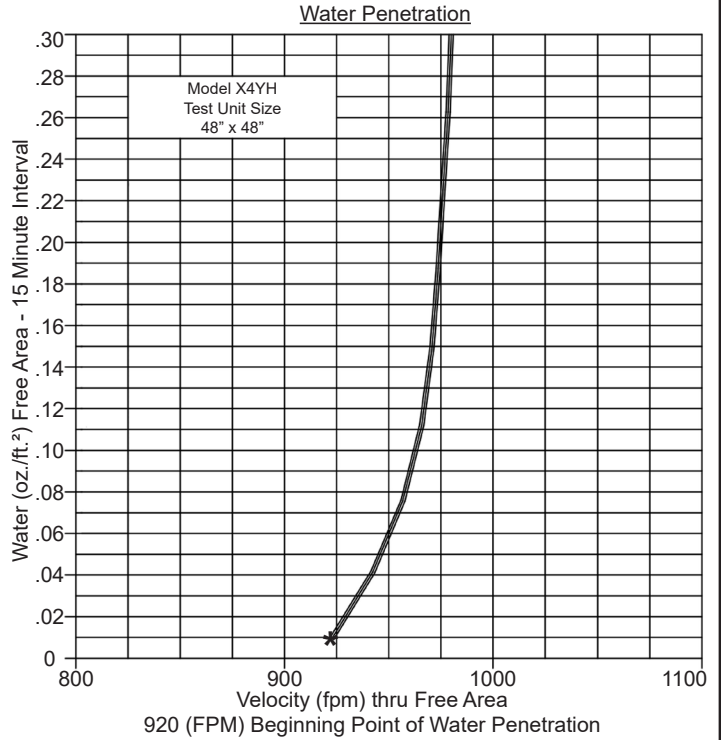
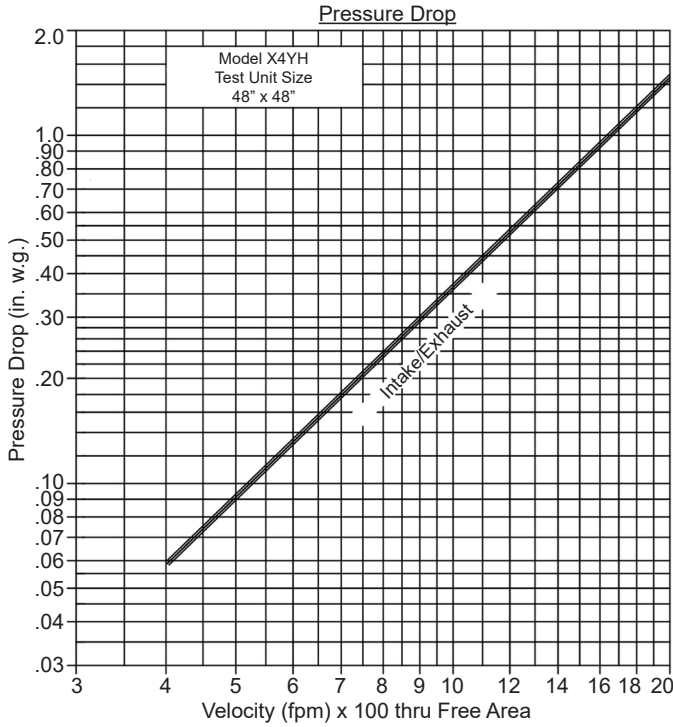
Performance Data

Pressure Drop: .36 in. w.g. at 1000 fpm (intake)

Free Area: 5.98 sq.ft. = 37.4% for 48"W x 48"H sample tested in accordance with AMCA Standard 500-L.

Beginning Point of Water Penetration: 920 fpm

Ratings do not include effects of a screen.



Free Area (sq.ft.)

		Width (in.)								
		12"	18"	24"	30"	36"	42"	48"	54"	60"
Height (in.)	12"	.26	.39	.52	.65	.77	.90	1.03	1.16	1.29
	24"	.67	1.01	1.34	1.68	2.01	2.35	2.68	3.02	3.35
	36"	1.08	1.62	2.17	2.71	3.25	3.79	4.33	4.87	5.41
	48"	1.50	2.24	2.99	3.74	4.49	5.23	5.98	6.73	7.48
	60"	1.91	2.86	3.81	4.77	5.72	6.68	7.63	8.58	9.54
	72"	2.32	3.48	4.64	5.80	6.96	8.12	9.28	10.44	11.60
	84"	2.73	4.10	5.46	6.83	8.20	9.56	10.93	12.29	13.66
	96"	3.14	4.72	6.29	7.86	9.43	11.00	12.58	14.15	15.72